



### PC-USB 2 CHANNEL OSCILLOSCOPE AND FUNCTION GENERATOR

### PCSGU250



2.0 & 1.1 compatible

In the box:



PcLab2000-LT




USB cable



Scope Probe

BNC to RCA adaptor



A complete USB-powered lab-in-a-box !

Feature-packed PcLab2000-LT software for two channel oscilloscope, spectrum analyser, recorder, function-generator and bode plotter. With the generator, you can create your own waveforms using the integrated signal wave editor. For automated measurements, it is even possible to generate wave sequences, using file or computer RS232 input.

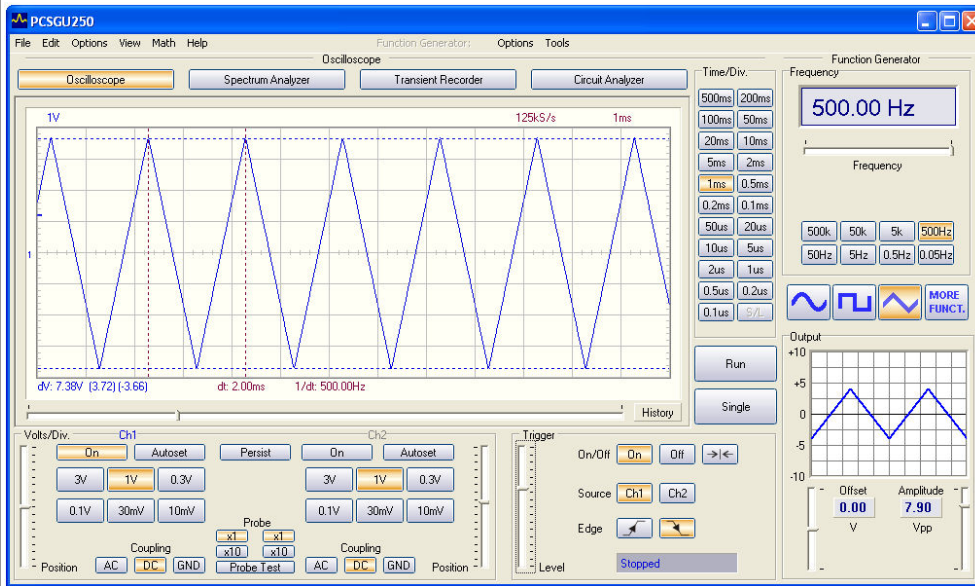
Small and stylish  
Space saving design

#### General specifications

- input range: 10mV to 3V/division (sensitivity: 0.3mV)
- markers for amplitude/voltage and frequency/time
- input coupling: DC, AC and GND
- maximum input voltage: 30V (AC + DC)
- storage of display and data
- supply from USB port (500mA)
- dimensions: 205 x 55 X 175 / 8,2 x 2,2 x 7"

#### Minimum system requirements

- IBM compatible PC
- Windows\_2000, XP, Vista
- SVGA display card (min. 1024x768)
- mouse
- free USB port 1.1 or 2.0
- CD Rom player



#### Oscilloscope

- bandwidth: DC to 12 MHz  $\pm$ 3dB
- time base: 0.1 $\mu$ s to 500ms per division
- auto set-up function and X10 option
- pre-trigger function
- readouts: True RMS, dBV, dBm, p-p, Duty cycle, freq.
- record length: 4K samples / channel
- sampling frequency: 250Hz to 25MHz

#### Function generator

- frequency range: from 0.005Hz to 500kHz
- crystal-based stability
- waveforms: sine, square and triangle
- predefined waveform library
- ampl. range: 100mVpp to 10Vpp @ 600ohm/1kHz
- offset: from 0 to -5V or +5V max.
- vertical resolution: 8 bits
- sample rate: 12.5MHz
- typical sine wave distortion (THD): < 1%
- square wave rise/fall time: 0.2 $\mu$ s
- output impedance: 50ohm

#### Spectrum analyser

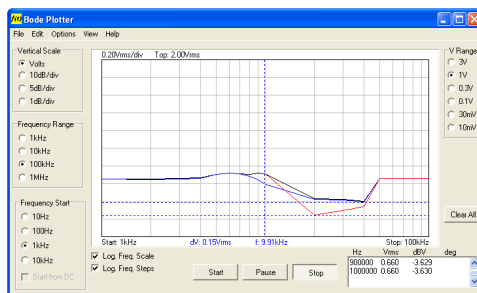
- frequency range: 0 .. 120Hz to 12MHz
- linear or logarithmic timescale
- operating principle: FFT (Fast Fourier Transform)
- FFT resolution: 2048 lines
- FFT input channel: CH1 or CH2
- zoom function

#### Transient recorder

- timescale: 20ms/Div to 2000s/Div
- max record time: 9.4hour/screen
- automatic storage of data
- automatic recording for more than 1 year
- max. number of samples: 100/s
- min. number of samples: 1 sample/20s
- record and display of screens

Waveform Parameters		
	CH1	CH2
<input checked="" type="checkbox"/> DC Mean	0.63 V	-0.03 V
<input checked="" type="checkbox"/> Max	1.59 V	1.47 V
<input checked="" type="checkbox"/> Min	-0.28 V	-1.41 V
<input checked="" type="checkbox"/> Peak-to-Peak	1.88 V	2.88 V
<input checked="" type="checkbox"/> High	1.53 V	1.25 V
<input checked="" type="checkbox"/> Low	-0.22 V	-1.19 V
<input checked="" type="checkbox"/> Amplitude	1.75 V	2.44 V
<input checked="" type="checkbox"/> AC RMS	0.66 V	1.19 V
<input checked="" type="checkbox"/> AC dBV	-3.66 dBV	1.48 dBV
<input checked="" type="checkbox"/> AC dBm	-1.44 dBm	3.70 dBm
<input checked="" type="checkbox"/> AC+DC RMS	0.92 V	1.19 V
<input checked="" type="checkbox"/> AC+DC dBV	-0.757 dBV	1.48 dBV
<input checked="" type="checkbox"/> AC+DC dBm	1.46 dBm	3.70 dBm
Timing:		
<input checked="" type="checkbox"/> Duty Cycle	49.5 %	50.0 %
<input checked="" type="checkbox"/> Positive Width	1.19 ms	1.20 ms
<input checked="" type="checkbox"/> Negative Width	1.21 ms	1.20 ms
<input checked="" type="checkbox"/> Rise Time	0.680 ms	0.112 ms
<input checked="" type="checkbox"/> Fall Time	0.672 ms	0.104 ms
<input checked="" type="checkbox"/> Period	2.40 ms	2.40 ms
<input checked="" type="checkbox"/> Frequency	0.417 kHz	0.417 kHz
<input checked="" type="checkbox"/> Phase	20.0 deg	-20.0 deg

Waveform parameters overview



#### Bode plotter

- automated sync between oscilloscope and generator
- frequency range: 1kHz, 10kHz, 100kHz, 500kHz
- frequency start: 10Hz, 100Hz, 1kHz, 10kHz
- logarithmic scale option
- Volt or dB display scale
- phase plot option

