

## RLY9203

### Features:

- For RLY600 Series

## RLY9204

### Features:

- For RLY400 Series

### Electrical Rating:

Maximum Wire Size #14 AWG

## RLY9205

### Features:

- For RLY400 Series

## RLY9206

### Features:

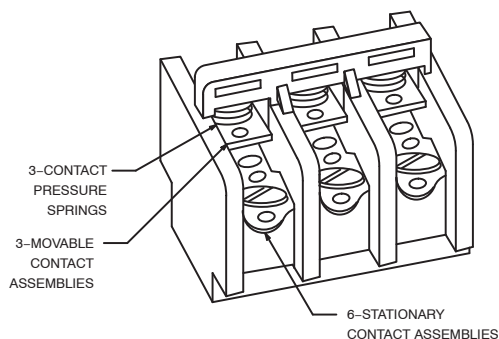
- For RLY400 Series

### Electrical Rating:

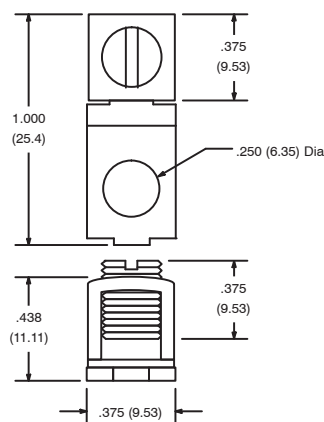
Contacts ..... SPDT

Maximum Current .. 10A @ 250 VAC

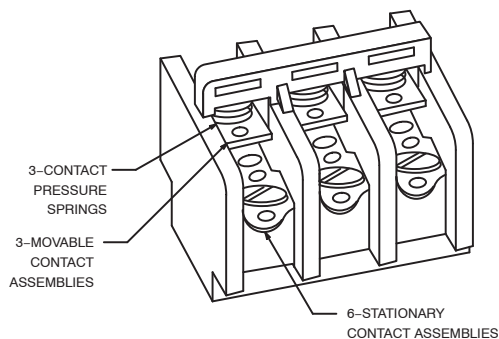
## Replacement Contacts for Contactors



## Box Lug for Contactors



## Replacement Contacts for Contactors



## 1 Auxiliary Switch for Contactor Applications

