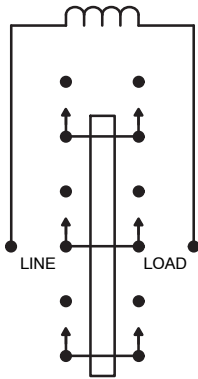



Features

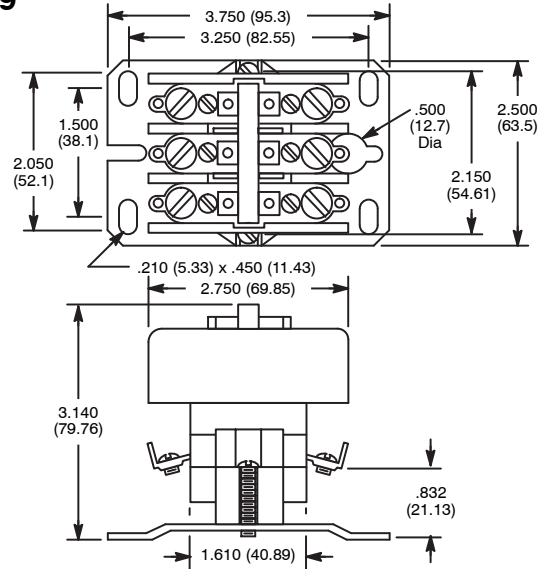
- Straight Through Wiring
- Heavy Duty
- Universal Mounting Plate



RLY400 Series

Definite Purpose, 3PST-DM, 25 Amp, Magnetic Contactors

D79



AC OPERATED					
NTE Type No.	Coils		Contacts		Diag No.
	Input Voltage	Nom. Power	Contact Arr.	Max. Contact Cur. @ 600VAC	
RLY455	120 VAC	10 VA	3PST-DM	25A	D79
RLY456	240 VAC	10 VA	3PST-DM	25A	D79

Motor Rating in Amps				Resistive Rating (Elect. Heat) @ 600VAC
Full Load	Locked Rotor			
@ 600VAC	@ 240VAC	@ 480VAC	@ 600VAC	@ 600VAC
25A	150A	125A	100A	30A

Motor Horsepower Ratings			
Motor Type	@ 240VAC	@ 240VAC	@ 440-600VAC
1Ø2P	1.5 HP	3.0 HP	-
3Ø3P	3.0 HP	7.5 HP	10 HP

ACCESSORIES	
DESCRIPTION	NTE TYPE NO.
Dual .250" Quick Connect Terminals	RLY9201
Box Lug	RLY9204
Replacement Contacts	RLY9205
Auxiliary Switch	RLY9206

Electrical Specifications

Tungsten Lamp Rating: 30A, 277VAC
Electric Discharge Lamp Rating: 30A, 277VAC
Heavy Duty Pilot Rating: 720VA, 120-600VAC
 (Box lug nut accessory limits voltage to 277VAC)
Min. Load Current: 1 Amp @ 120VAC
Duty: Continuous

Coil

Power **Inrush:** 40VA
Steady State: 10VA
Duty: Continuous

Operational Characteristics

Timing Value **Operate Time:** 25 mS
Release Time: 25 mS

Insulation Characteristics

Initial Breakdown Voltage: 2200V RMS

Environmental Characteristics

Operating: -55°C to +65°C

Life

Mechanical: 2,000,000 Operations
Electrical: 500,000 Operations @ Full Load

Note It is not recommended to mount or operate contactors upside-down.