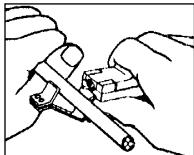
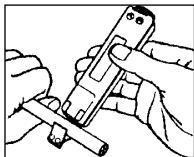


Instructions



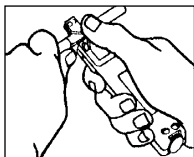
Easy-To-Use End Stripping

1. First adjust cutting depth. Push spring-tension guide open, then close on cable.
2. Rotate tool around cable. This may require several rotations.
3. Pull tool toward end of cable to complete axial cut.



Center Stripping

Procedure described above - make circular cut, slit, then make another circular cut. Peel off insulation.



Adjusting Depth of Cut

Turn screw in end of handle to increase or decrease depth of cut. Extra blade packaged in handle.

